

What choices do you get on the CK3...?

1. Keypad – Alphanumeric, Numeric or Large Key Numeric.



Numeric

CK3x1xxxxxxxx



Alphanumeric

CK3x2xxxxxxxx



Large Key Numeric

CK3x3xxxxxxxx

2. Scan Engine – EA20x, EX25 or EV12.



EA20x

EX25

EV12

CK3xxxNxxxxxx

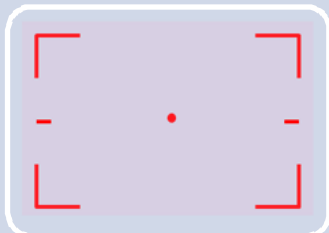
CK3xxxMxxxxxx

CK3xxxDxxxxxx

Engine Type

Extended Range Area Imager

Aiming Pattern



Typical Scanning Distance*

Min: 9.2cm Max: 47.8cm


Strengths:

- Omni-directional 1D and 2D scanning.
- Combines the flexibility of 2D and standard range scanning.
- Black & White Image Capture.

Engine Type

Near/ Far Area Imager

Aiming Pattern



Typical Scanning Distance*

Min: 20.2cm Max: 109.7cm

Strengths:

- 1D and 2D scanning from 6 inches to 50 feet.
- Ideal for the warehouse, loading dock or in the yard.
- Black & White Image Capture.

Engine Type

Linear Imager

Aiming Pattern



Typical Scanning Distance*

Min: 5.1cm Max: 27.9cm

Strengths:

- Aggressive 1D only scanning – up to 500 scans per second.
- Read contaminated, damaged or wrapped bar codes quickly/easily.

3. Battery – Standard or Extended.



Part# 318-033-001

Standard Battery Pack

- **Capacity:** 2000mAh (7.4 Watt-hours)
- Lithium-Ion 3.7V

Intended for a half shift of 4+ hours.



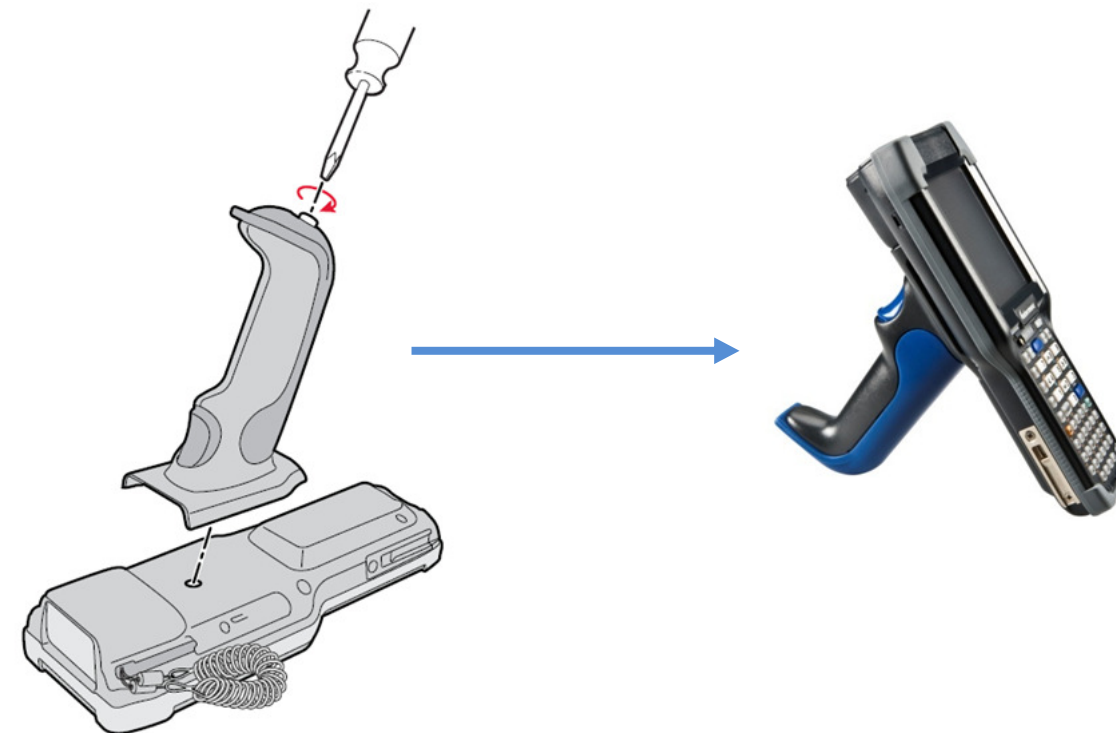
Part# 318-034-001

Extended Battery Pack

- **Capacity:** 5100mAh (18.8 Watt-hours)
- Lithium-Ion 3.7V

Intended for a full shift of 8+ hours.

4. Scan Handle – Customer installable.



*Scanning EAN/UPC 1D barcode of 0.33mm (13 mils) density.

CK3 Vehicle Installations

In Vehicle – Option 1



	Part Number	Description
1	871-231-102	CK3 Vehicle Dock (Compatible with or without Pistol Grip installed on the CK3)
2	805-611-001	Vehicle Dock Mounting Kit
3	203-808-001	DC/DC Converter Kit, 6-60V DC, RoHS
OR	203-809-001	DC/DC Converter Kit, 15-96V DC RoHS
OR	203-802-001	Vehicle Dock Installation Kit RoHS (For connection of Vehicle Dock 871-231-102 directly to 12V vehicle battery)
4	225-737-002	Serial Vehicle Dock Cable (Provides DB9 RS-232 port for peripherals)

CK3 Vehicle Installations

In Vehicle – Option 1 with Tethered Scanner (SR61T EX25)



Part Number	Description
1 871-231-102	CK3 Vehicle Dock (Compatible with or without Pistol Grip installed on the CK3)
2 805-611-001	Vehicle Dock Mounting Kit
3 203-808-001	DC/DC Converter Kit, 6-60V DC, RoHS
OR 203-809-001	DC/DC Converter Kit, 15-96V DC RoHS
OR 203-802-001	Vehicle Dock Installation Kit RoHS (For connection of Vehicle Dock 871-231-102 directly to 12V vehicle battery)
4 225-737-002	Serial Vehicle Dock Cable (Provides DB9 RS-232 port for peripherals)
5 SR61TXR-SER001	SR61TXR Serial Scanner Kit (includes Scanner & 236-184-001 RS232 Serial Cable, power from host)

CK3 Vehicle Installations

In Vehicle – Option 2



	Part Number	Description
1	871-231-102	CK3 Vehicle Dock (Compatible with or without Pistol Grip installed on the CK3)
2	805-611-001	Vehicle Dock Mounting Kit
3	852-057-005	Auto Adapter, V-Docks, 3S Circular, RoHS
4	225-737-002	Serial Vehicle Dock Cable (Provides DB9 RS-232 port for peripherals)

CK3 Vehicle Installations

In Vehicle – Option 3



	Part Number	Description
1	871-231-102	CK3 Vehicle Dock (Compatible with or without Pistol Grip installed on the CK3)
2	VHRAMMOUNT01	Suction Cup RAM Mount (Not an Intermec Part, Kit provided by Distributor)
3	852-057-005	Auto Adapter, V-Docks, 3S Circular, RoHS

CK3 Vehicle Installations

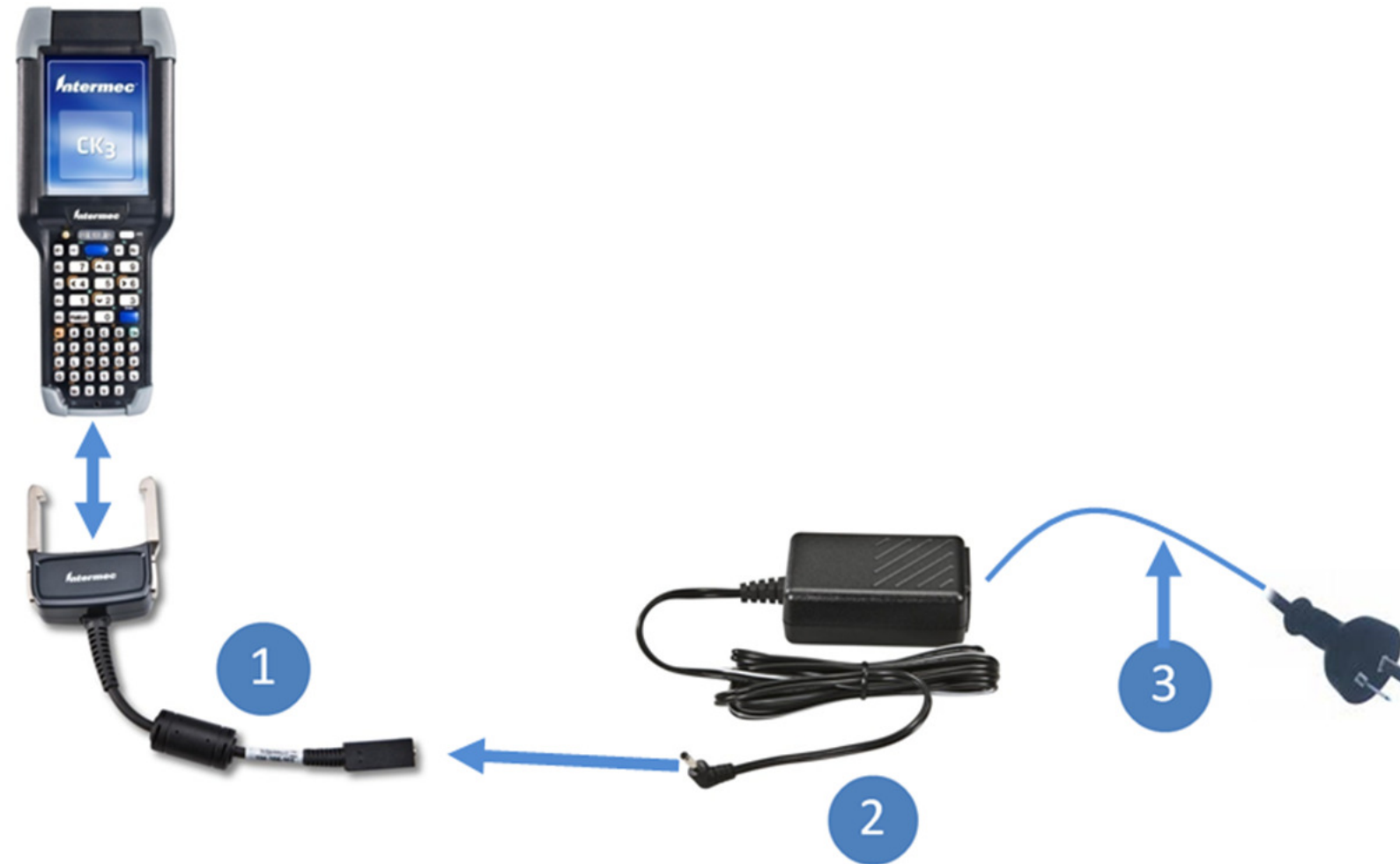
In Vehicle – Option 4



	Part Number	Description
1	850-817-001	CK3 Adapter, Power,Snap-On
2	852-043-003	Auto adapter, 12V, CK3

CK3 Vehicle Installations

CK3 Charging Only – Option 1



	Part Number	Description
1	850-817-001	CK3 Adapter, Power, Snap-On
2	851-065-105	Universal Adapter, 12VDC 1.35x3.5mm, CEC/RoHS
3	1-974030-025	AC Power Cord, Australia RoHS

CK3 Charging Options

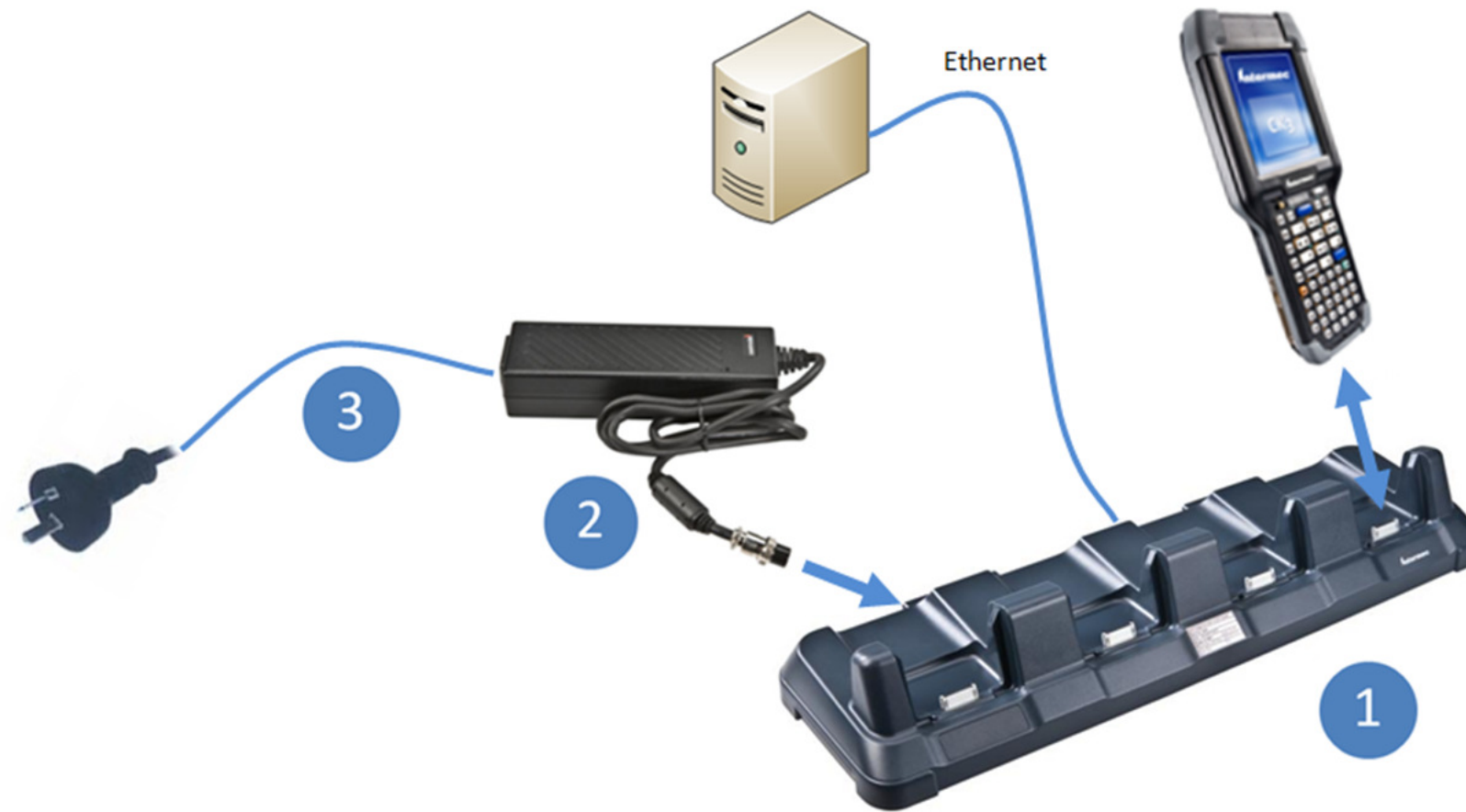
CK3 Charging Only – Option 2



	Part Number	Description
1	871-229-001	Multidock, Charge Only CK3 (AD22)
2	851-064-206	Universal Power Supply, 12VDC 8A CEC/CCC/RoHS
3	1-974030-025	AC Power Cord, Australia RoHS

CK3 Charging Options

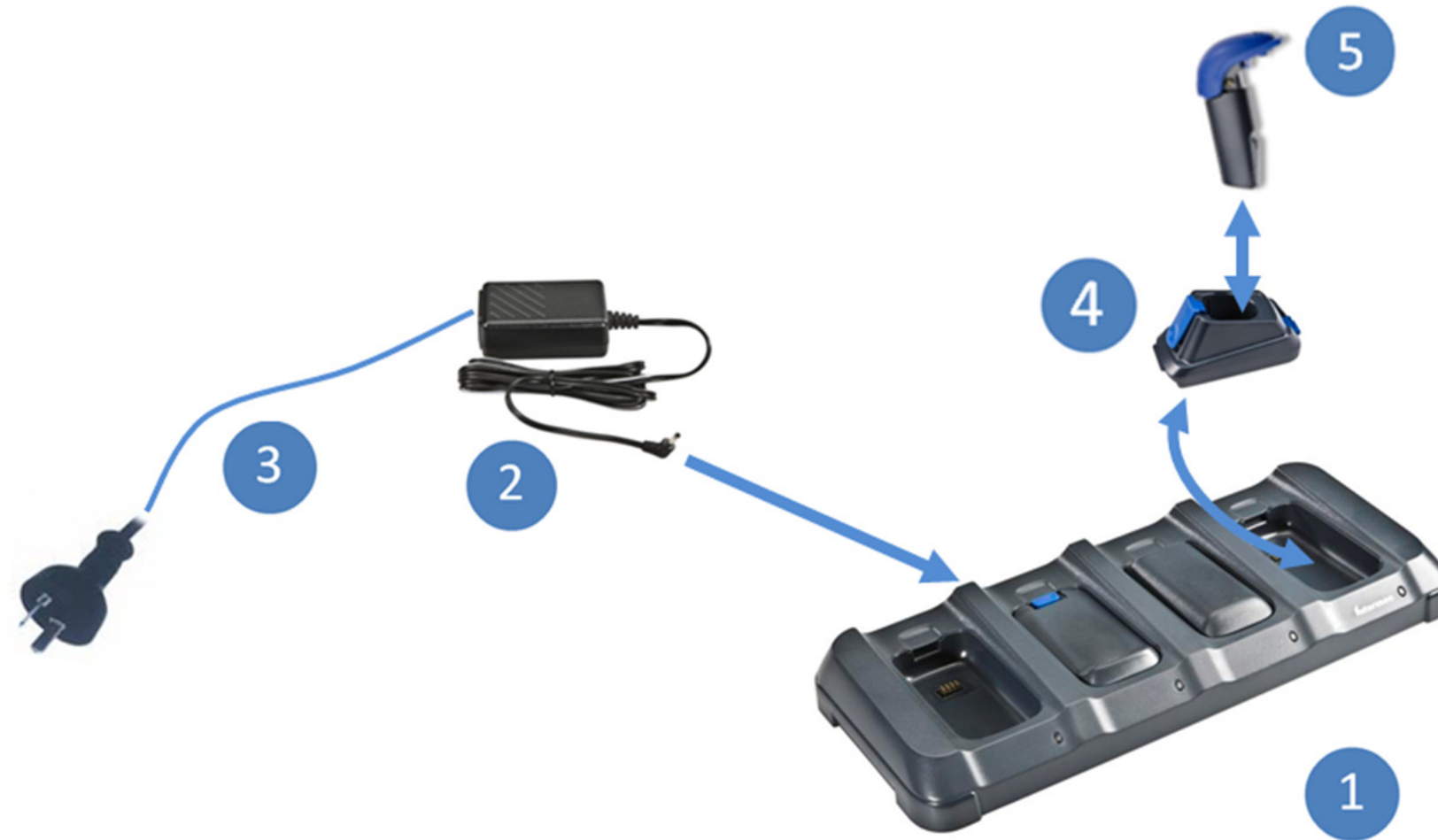
CK3 Charging with Ethernet – Option 3



	Part Number	Description
1	871-229-002	Multidock, Ethernet CK3 (AD21)
2	851-064-206	Universal Power Supply, 12VDC 8A CEC/CCC/RoHS
3	1-974030-025	AC Power Cord, Australia RoHS

CK3 Charging Options

CK3 and/or SR61/IP30 Battery Charging Only – Option 4



	Part Number	Description
1	871-230-001	Quad Charger CK3 (AC20)
2	851-061-208	Universal Adapter w/Bead,12V CEC/CCC,ROHS
3	1-974030-025	AC Power Cord, Australia RoHS
4	871-233-001	Battery Adapter, IP30/SR61 Dock/Charger
5	075082-002	Battery W/Boot Accessory,SR61/IP30

CK3 Charging Options

CK3 and Battery Charge with USB Active Synch and/or Ethernet – Option 5



	Part Number	Description
1	871-228-101	Single Dock CK3 (AD20)
2	851-061-208	Universal Adapter w/Bead,12V CEC/CCC,ROHS
3	236-209-001	Cable Assy, USB-A to USB-microB, 1M
4	318-033-001	Battery, Standard CK3
OR	318-034-001	Battery, Extended CK3
5	871-025-101	Single Dock Module, Ethernet
6	1-974030-025	AC Power Cord, Australia RoHS