

# How To Use The Two-Tier Test Material

## 1. Register on Intermec University

Before using the two-tier material on Intermec University you must first register. For details on how to do this see the document 'Intermec University Partner Registration Procedure'.

## 2. Login to Intermec University

Use your browser to navigate to <http://www.intermecuniversity.com>

Click on the EMEA 'customers and partners' link



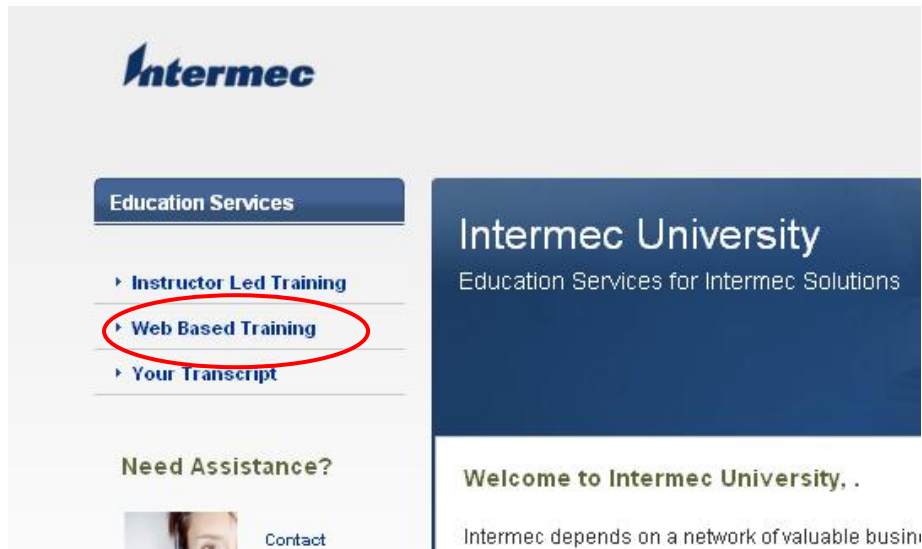
Login in using the username and password established for you during registration



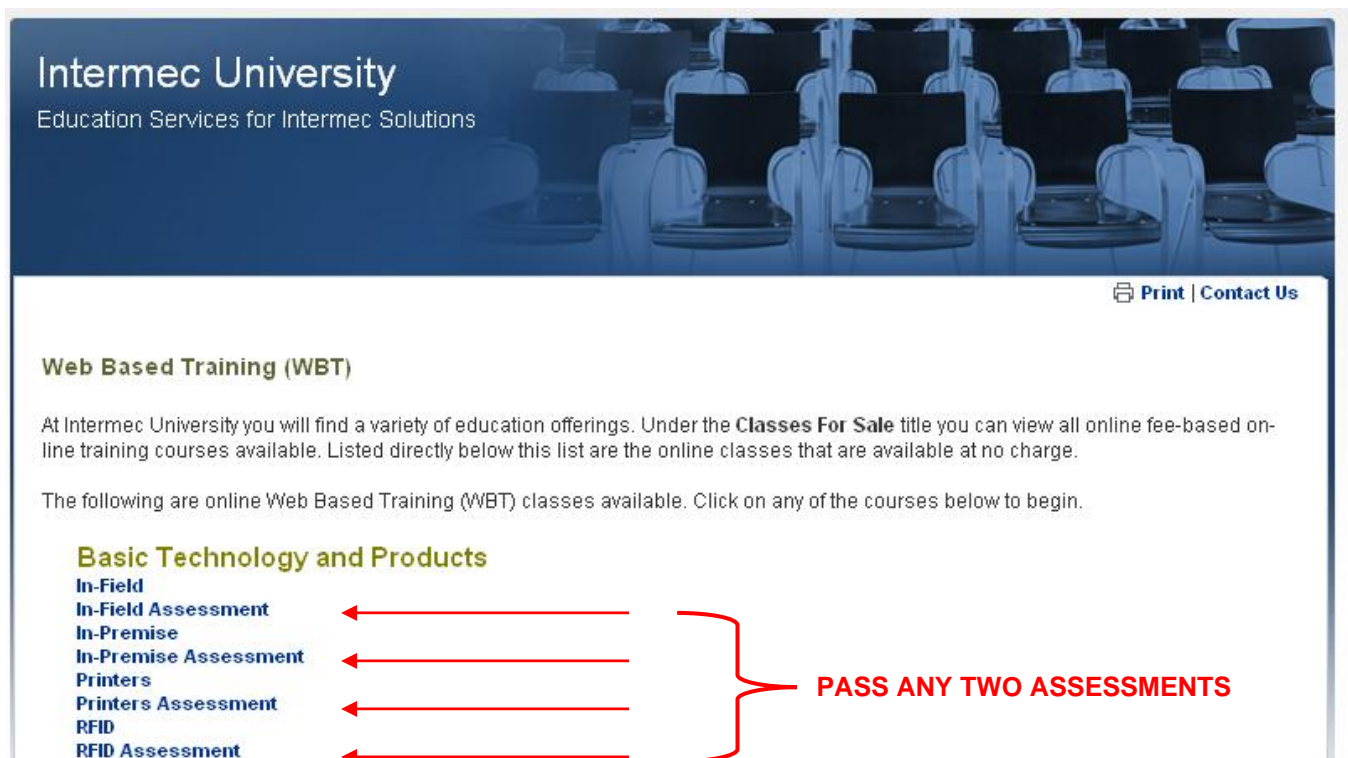
The screenshot shows a login form with the title 'Please Login'. It has two input fields: 'Username' with the placeholder text 'your username' and 'Password' with a masked password of dots. There is an 'Enter' button and a 'Forgot password?' link.

### 3. Access the web based training material

Click on the 'Web Based Training' link.

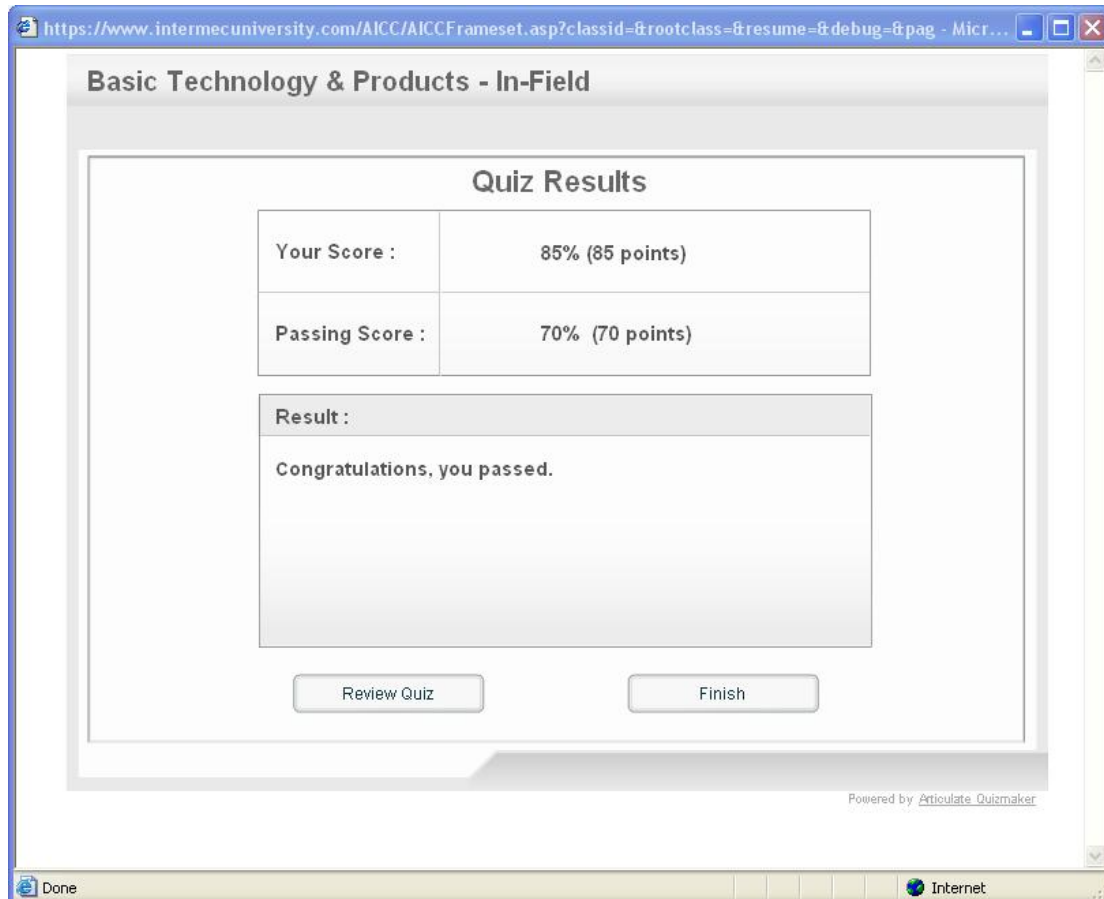


You will be directed to the web based training page. The links to the material and assessments for the two-tier programme are under the 'Basic Technology and Products' section. Use these links to acquire or renew your authorisation number. You are required to pass any two of the four assessments shown.



Each assessment will ask 20 questions drawn at random from a question database. There is no time limit on the assessment. You may make as many attempts at each assessment as necessary; the passing mark is 70%.

You will be notified of your score at the end of each assessment.....



Reports will automatically be generated and we will endeavour to send your new authorisation number within 72 hours.

If you have questions regarding the use of Intermec University please contact [mark.beach@intermec.com](mailto:mark.beach@intermec.com)